

# 4 load cells scale

Pallet weighing, for the weighing of European pallets




**FEATURES:**

- Pallet weighing set in painted steel.
- Structure of U cold-formed profile.
- Junction box in ABS IP66.
- 2 wheels for transport and handle for easy transport.
- ABS indicator, model BR15.
- Backlight LCD display with six 30 mm height digits.
- Backlight of the display with 3 types: automatic, activated and deactivated.
- IP54 protection.
- Waterproof keyboard with 5 function keys and ON/OFF keys.
- Keyboard functions: Unit selector, zero, tare, accumulation and manual data transfer to PC or printer.
- Rechargeable internal battery 6V/4Ah, 120 hour battery life.
- Operating temperature range: -10°C to +40°C.
- Unique range / multi-range / multi-interval.
- Power supply with adaptor AC/DC 240Vac 50Hz.
- Unit 1 to choose: off, kg, t and g; Unit 2 to choose: off, lb, lboz; Unit 3 to choose: off, Taiwan Jin, CA or VISS.
- RS232 output (PC and print formats).
- Auto switch off (programmable: from 1 to 99 minutes).





Indicator BR15



**FUNCTIONS:**

- Accumulation
- Totalization
- Piece counting
- Zero
- Hold 4 modes: deactivate, filter for animals, peak value, stable weight and stable weight with auto cancel in zero
- Checkweighing function visual and alarm signals
- Three speeds of AD converter (high, medium and low)
- Programmable gravity
- Gross/Net
- Tare



Dimensions (mm)



Wheels for transport



Lifting handle for transport



Load cell

Code #	Capacity (kg)	Readout (g)	Packing dimensions (mm)	Packing weight (kg)
260637	1500	500	1350x900x90+330x250x220	40+3,2

Certifications	
ENAC	
Code #	900003

\*See optionals with BR15 indicator